

ECS4510 Series

L2+ Gigabit Ethernet Standalone Switch



Product Overview

The Edge-Core ECS4510 series is a compact but high-performance Gigabit Ethernet Layer 2+ switch featuring 28 /52 ports; with 24 /48 10/100/1000Base-T ports , 2 10G SFP+ ports, and one 10G dual port expansion slot. The switch is ideal for high-performance server aggregations, such as enterprise data center, where it can connect high-end or network-attached files servers over fiber ports. It can also deployed as a backbone upgrade, or to provide Gigabit –to-the-desktop for power users. This switch is packed with features and is a cost-effective solution that brings continuous availability, enhanced security and advanced QoS to the network edge, while maintaining simplicity of management.

Key Features and Benefits

Performance and Scalability

ECS4510 series is a high performance Gigabit Ethernet Layer 2+ managed switch, with 128/176Gbps switching capacity, it delivers wire-speed switching performance on all Gigabit ports, taking full advantage of existing high-performance on PCs, laptops, significantly improving the responsiveness of applications and file transfer times.

The ECS4510 series provides two fixed 10G SFP+ ports and one expansion slot for dual-port 10G SFP+ module.

Continuous Availability

IEEE 802.1w Rapid Spanning Tree Protocol provides a loop-free network and redundant links to the core network with rapid convergence, to ensure faster recovery from failed links, enhancing overall network stability and reliability.

IEEE 802.1s Multiple Spanning Tree Protocol runs STP per VLAN base, providing Layer 2 load sharing on redundant links up to 32 instances.

The ECS4510 series supports IEEE 802.3ad Link Aggregation Control Protocol (LACP). It increases bandwidth by automatically aggregating several physical links together as a logical trunk and offers load balancing and fault tolerance for uplink connections.

The ECS4510 series supports G.8032 Ethernet Ring Protection Switching, with the ability for the network to detect and recover from incidents without impacting users, meeting the most demanding quality and availability requirements. Rapid recovery time when problems do occur is as low as 50 msec.

Comprehensive QoS

The ECS4510 series offers advanced QoS for marking, classification, and scheduling to deliver best-in-class performance for data, voice, and video traffic at wire speed. Eight egress queues per port enable differentiated management of up to eight traffic types through the switch.

Traffic is prioritized according to 802.1p and DSCP to provide optimal performance for real-time applications. Weighted Round Robin (WRR) and strict priority ensure differential prioritization of packet flows and avoid congestion of ingress and egress queues.

Asymmetric bidirectional rate-limiting, per port or per traffic class, preserves network bandwidth and allows maximum control of network resources.

The ECS4510 series supports Three Color Marker and Policing Single rate: Committed Information Rate (CIR) Two rate: CIR + Peak Information Rate (PIR) Traffic Policing: Which drop or remark the priority tags of packets when they exceed burst size.

Enhanced Security

Port Security limits the total number of devices from using a switch port and protects against MAC flooding attacks.

IEEE 802.1x port-based or MAC-based access control ensures all users are authorized before being granted access to the network. When a user is authenticated, the VLAN, QoS and security policy will be automatically applied the port where the user connected, otherwise it will be grouped to guest VLAN with limited access.

DHCP snooping allows a switch to protect a network from rogue DHCP servers to offer invalid IP address.

IP Source Guard stop malicious people from using IP addresses that weren't assigned to them

Access Control Lists (ACLs) can be used to restrict access to sensitive network resources by denying packets based on source and destination MAC addresses, IP addresses, TCP/UDP ports. This is done by hardware, so switching performance is not compromised.

Security Shell and Secure Sockets Layer (SSL/HTTPS) encrypt Telnet and web access to the switch, providing secure network management.

Private VLANs (Traffic segmentation per port) isolates edge ports to ensure user privacy.

DAI (Dynamic ARP Inspection) is a security feature that validates Address Resolution Protocol (ARP) packets in a network. DAI allows a network administrator to intercept, log, and discard ARP packets with invalid MAC address to IP address bindings.

Simple Management




Industry standard Command Line Interface (CLI) via console port or Telnet provides a common user interface and command set for users to manipulate the switch.

Layer 3 Features IPv4 Static Route*



The Edge-Core ECS4510 series supports hardware-based IPv4 routing for maximum performance.

Routing protocols such as Static Routes and RIP v1/v2 are supported.

Technical Specifications

Product Model		ECS4510-28T	ECS4510-28P	ECS4510-28F
Product Image				
Port	RJ-45 10/100/1000 Ports	24	24	0
	10/100/1000 SFP Ports	0	0	22
	10/100/1000 Combo Ports	0	0	2
	SFP+ 10 Gigabit Uplink Ports	2	2	2
	10G SFP+ Expansion Module Slots	2	2	2
	PoE Port	X	24	X
	RJ-45 Console Port	O	O	O
Performance	Switching Capacity	128Gbps	128Gbps	128Gbps
	Forwarding Rate	95.23Mpps	95.23Mpps	95.23Mpps
	Flash Memory	128MB	128MB	128MB
	DRAM	256MB	256MB	256MB
	MAC Address Table Size	16K	16K	16K
	Jumbo Frames	10K	10K	10K
	Auto-negotiation, Auto-MDI/MDIX	O	O	O
PoE	Support on all Gigabit ports based on IEEE 802.3af	X	O	X
	PoE+ based on IEEE 802.3at	X	O	X
	Auto disable after exceeding power budget	X	O	X
	Dynamic Power Allocation	X	O	X
	PoE Power Budget	X	410W	X
Mechanical	Rack Space	19"	19"	19"
	Dimension (W x D x H)	44 x 31.5 x 4.4 cm	44 x 31.5 x 4.4 cm	44 x 31.5 x 4.4 cm
	Weight	3.7kg	4.5kg	3.8kg
Power Supply	100-240 VAC, 50/60Hz	O	O	O
	Max System Power Consumption (Watts)	35W	49W	42W
Environmental	Operating Temperature	0°C to 45°C	0°C to 45°C	0°C to 45°C
	Storage Temperature	-40°C to 70°C	-40°C to 70°C	-40°C to 70°C
	Operating Humidity (non-condensing)	10% to 90%	10% to 90%	10% to 90%
	Storage Humidity (non-condensing)	10% to 90%	10% to 90%	10% to 90%
	Environmental Regulation Compliance: WEEE	O	O	O
	Environmental Regulation Compliance: RoHS	O	O	O
Certification	FCC Class A	O	O	O
	CE	O	O	O
	Safety Compliance: CB	O	O	O
	Safety Compliance: UL	O	O	O

Technical Specifications

Product Model		ECS4510-52T	ECS4510-52P
Product Image			
Port	RJ-45 10/100/1000 Ports	48	48
	10/100/1000 SFP Ports	0	0
	10/100/1000 Combo Ports	0	0
	SFP+ 10 Gigabit Uplink Ports	2	2
	10G SFP+ Expansion Module Slots	2	2
	PoE Port	X	48
	RJ-45 Console Port	O	O
Performance	Switching Capacity	176Gbps	176Gbps
	Forwarding Rate	130.94Mpps	130.94Mpps
	Flash Memory	128MB	128MBM
	DRAM	256MB	256MB
	MAC Address Table Size	16K	16K
	Jumbo Frames	10K	10K
	Auto-negotiation, Auto-MDI/MDIX	O	O
PoE	Support on all Gigabit ports based on IEEE 802.3af	X	O
	PoE+ based on IEEE 802.3at	X	O
	Auto disable after exceeding power budget	X	O
	Dynamic Power Allocation	X	O
	PoE Power Budget	X	780W
Mechanical	Rack Space	19"	19"
	Dimension (W x D x H)	44 x 39.1 x 4.4 cm	44 x 39.1 x 4.4 cm
	Weight	5.4kg	6.5kg
Power Supply	100-240 VAC, 50/60Hz	O	O
	Max System Power Consumption (Watts)	55W	65W
Environmental	Operating Temperature	0°C to 45°C	0°C to 45°C
	Storage Temperature	-40°C to 70°C	-40°C to 70°C
	Operating Humidity (non-condensing)	10% to 90%	10% to 90%
	Storage Humidity (non-condensing)	10% to 90%	10% to 90%
	Environmental Regulation Compliance: WEEE	O	O
	Environmental Regulation Compliance: RoHS	O	O
Certification	FCC Class A	O	O
	CE	O	O
	Safety Compliance: CB	O	O
	Safety Compliance: UL	O	O

Features

L2 Features

- Auto-negotiation for port speed and duplex mode
- Flow Control:
 - IEEE 802.3x for full duplex mode
 - Back-Pressure for half duplex mode
- Spanning Tree Protocol:
 - IEEE 802.1D Spanning Tree Protocol (STP)
 - IEEE 802.1w Rapid Spanning Tree Protocol (RSTP)
 - IEEE 802.1s Multiple Spanning Tree Protocol (MSTP)
 - BPDU Guard
 - BPDU filtering
 - Root Guard
 - Loopback detection
- VLANs:
 - Supports 4K IEEE 802.1Q VLANs
 - Port-based
 - GVRP
 - IEEE 802.1v Protocol-based VLANs
 - Mac-based VLANs
 - IP subnet based VLAN
 - Private VLAN (Traffic Segmentation per port)
 - Guest VLAN
 - Voice VLAN
 - VLAN Trunking
- Link Aggregation:
 - Static Trunk
 - IEEE 802.3ad Link Aggregation Control Protocol
 - Trunk groups: 16
 - Trunk links: 2~8 ports for Gigabit Ethernet ports
2~4 ports for 10 Gigabit Ethernet ports
 - Load Balance: SA+DA, SA,DA,SIP+DIP, SIP, DIP
- IGMP Snooping:
 - IGMP v1/v2/v3 snooping
 - IGMP Proxy reporting
 - IGMP Filtering
 - IGMP Throttling
 - IGMP Immediate Leave
 - IGMP Querier
- MVR (Multicast VLAN Registration)
- Supports QinQ
- Supports select QinQ
- UDLD
- G.8032 (ERPS)
- Supports jumbo frames up to 10KB
- Supports Digital Diagnostic Monitoring (DDM)
- Cable Diagnostic

Security Features

- Port security
- IEEE 802.1X port based and MAC based authentication
- Dynamic VLAN Assignment
- MAC authentication, Web authentication
- Voice VLAN, Guest VLAN
- Access Control List
 - MAC Access control list (Source/Destination MAC, Ether type, Priority ID/ VLAN ID)
 - IP Standard access control list (Source IP)
 - IP extended access control list (Source/Destination IP, Protocol, TCP/UDP port number)
- DHCP Snooping
- DHCP Snooping Option 82
- IP Source Guard
- Dynamic ARP Inspection
- Instruction lock (link detection)
- PPPoE Intermediate Agent
- RADIUS authentication
- TACACS + authorization and accounting
- Management Security
 - HTTPS and SSL (Secured Web)
 - Denial of Service Protection (DoS)
 - SSH 1.5/V2.0 (Secured Telnet Session)
 - Management Interface Access Filtering (SNMP, Web, Telnet)

Management

- Switch Management:
 - CLI via console port or Telnet
 - WEB management
 - SNMP v1, v2, v3
- Firmware & Configuration:
 - Firmware upgrade via TFTP server
 - Supports dual image
 - Supports auto configuration provision
 - Supports auto firmware upgrade
 - Multiple configuration files
 - Configuration file upload/download via TFTP server
- RMON (groups 1, 2, 3 and 9)
- BOOTP, DHCP client for IP address assignment
- SNTP, NTP
- IP clustering
- Port mirroring
- VLAN mirror
- sFlow
- Event/Error Log/Syslog, Remote log(RFC3164), SMTP
- MIB I/II
- LLDP (802.1ab)
- Auto traffic control

OAM Features

- IEEE 802.3ah Link
- IEEE 802.1ag Connectivity Fault Management
 - Connectivity check
 - Loopback
 - Linktrace
- ITU-T Y.1731 Performance and Throughput Management
 - Frame Delay (two way only)
 - Frame Delay variation (two way only)

Features

QoS Features

- Priority Queues: 8 hardware queues per port
- Traffic classification
 - IEEE 802.1p CoS
 - DSCP
- Traffic Scheduling
 - Strict Priority
 - Weighted Round Robin
 - Strict + WRR traffic scheduling
- Two rate Three color marker
- Ingress traffic policing
- Egress traffic shaping
- Marking/remarking
- Rate Limiting (Ingress and Egress, per port base)
 - GE: Resolution 64Kbps ~ 1000Mbps

IPv6 Features

- IPv4/IPv6 Dual Protocol Stack
- IPv6 Address Types (Unicast/Multicast(only used by internally))
- ICMPv6 & ICMPv6 Redirect
- IPv6 Path MTU Discovery
- IPv6 Neighbor Discovery
- Manual Configuration
- SNMP over IPv6
- HTTP over IPv6
- SSH over IPV6
- IPv6 Telnet Support
- IPv6 DNS Resolver
- IPv6 Syslog
- IPv6 SNMP
- IPv6 sFlow
- IPv6 TFTP(CLI not support)
- Remote IPv6 Ping
- DHCPv6 Snooping
- MVRv6
- IPv6 DiffServ
- IPv6 ACL support

IEEE Standard

- IEEE 802.1p Priority tags
- IEEE 802.1x Port Authentication
- IEEE 802.3x Ethernet frame start and stop requests and timers used for flow control on full-duplex links
- IEEE 802.3u CSMA/CD access method and physical layer specifications for 100BASETX Fast Ethernet
- IEEE 802.3z CSMA/CD access method and physical layer specifications for 1000BASE Gigabit Ethernet
- IEEE 802.1q Virtual LAN
- IEEE 802.1d Spanning Tree Protocol
- IEEE 802.3ad Link Aggregation Control Protocol
- IEEE 802.1s Rapid Spanning Tree Protocol
- IEEE 802.1w Multiple Spanning Tree Protocol

Warranty

Please check www.edge-core.com for the warranty terms in your country

For More Information

To find out more about Edge-Core Networks products and solutions, visit www.edge-core.com

About Edge-Core Networks

Edge-Core Networks is in the business of providing innovative network solutions. In the service provider network, in the data center or in the cloud, Edge-Core Networks delivers the software and systems that transform the way the world connects. Edge-Core Networks serves customers and partners worldwide. Additional information can be found at www.edge-core.com.

To purchase Edge-Core Networks solutions, please contact your Edge-Core Networks representative at 886 3 563 8888 or authorized reseller.

© Copyright 2012 Edge-Core Networks Corp. The information contained herein is subject to change without notice. This document is for informational purposes only and does not set forth any warranty, expressed or implied, concerning any equipment, equipment feature, or service offered by Edge-Core Networks. Edge-Core Networks shall not be liable for technical or editorial errors or omissions contained

* Future Release

Ordering Information

Optional Accessories

- ET4201-SX
- ET4201-LX
- ET4201-LHX
- ET4201-ZX
- ET4202-SX
- ET4202-LX
- ET5402-SR
- ET5402-LR
- ET5402-ER
- EM4510-10GSFP+
- ECView Pro
- RPS 900W

Product Description

- Small Form Factor Pluggable (1000BASE-SX; Distance: 500m; Wavelength: 850nm)
- Small Form Factor Pluggable (1000BASE-LX; Distance: 10km; Wavelength: 1310nm)
- Small Form Factor Pluggable (1000BASE-LHX; Distance: 40km; Wavelength: 1310nm)
- Small Form Factor Pluggable (1000BASE-ZX; Distance: 80km; Wavelength: 1550nm)
- Small Form Factor Pluggable (1000BASE-SX; Distance: 500m; Wavelength: 850nm,DDM)
- Small Form Factor Pluggable (1000BASE-LX; Distance: 10km; Wavelength: 1310nm,DDM)
- Small Form-factor Pluggable Plus(10GBASE-SR; Distance: 300m; Wavelength: 850nm)
- Small Form-factor Pluggable Plus(10GBASE-LR; Distance: 10km; Wavelength: 1310nm)
- Small Form-factor Pluggable Plus(10GBASE-ER; Distance: 40km; Wavelength: 1550nm)
- 10G SFP+ Dual port module
- Network Management Software
- Redundant Power Supply,1 connected switch with Output: -53.5V/14.3A,+11.3V/10A