


Clamp Mount



◀ CC10-1A



Magnetic Attachment



◀ CC10-1B

CC10 Series


Cable Management Spine

Clamp-On, Magnetic or Simple Screw Mounting
- Installation is a Breeze!



CC10 Series
Features Video

CC10 Series Cable Management Spine



Modular Vertebrae Structure
easily creates a custom length

CC10-1A NEW

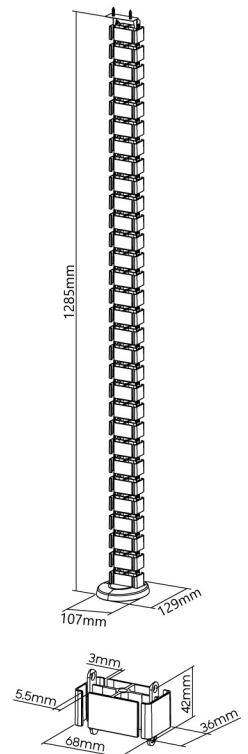
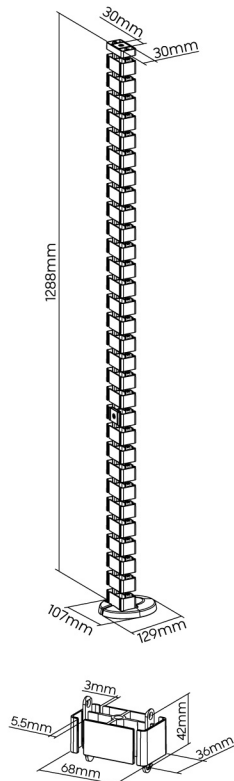
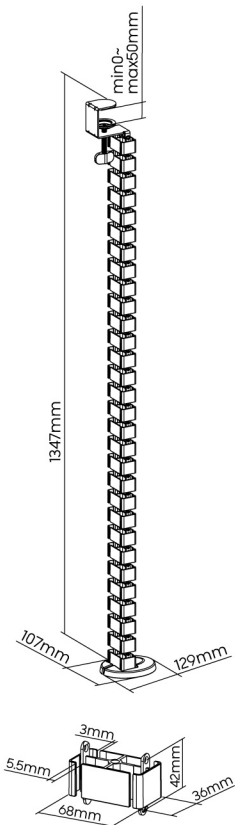
Clamp Mount

CC10-1B NEW

Magnetic Attachment

CC10-1

Screw Mount



Item No.	CC10-1A	CC10-1B	CC10-1
Dimensions	107x129x1347mm (4.2"x5.1"x53")	107x129x1288mm (4.2"x5.1"x50.7")	107x129x1285mm (4.2"x5.1"x50.6")
Joints	30		
Material	Steel, ABS		
Colors			